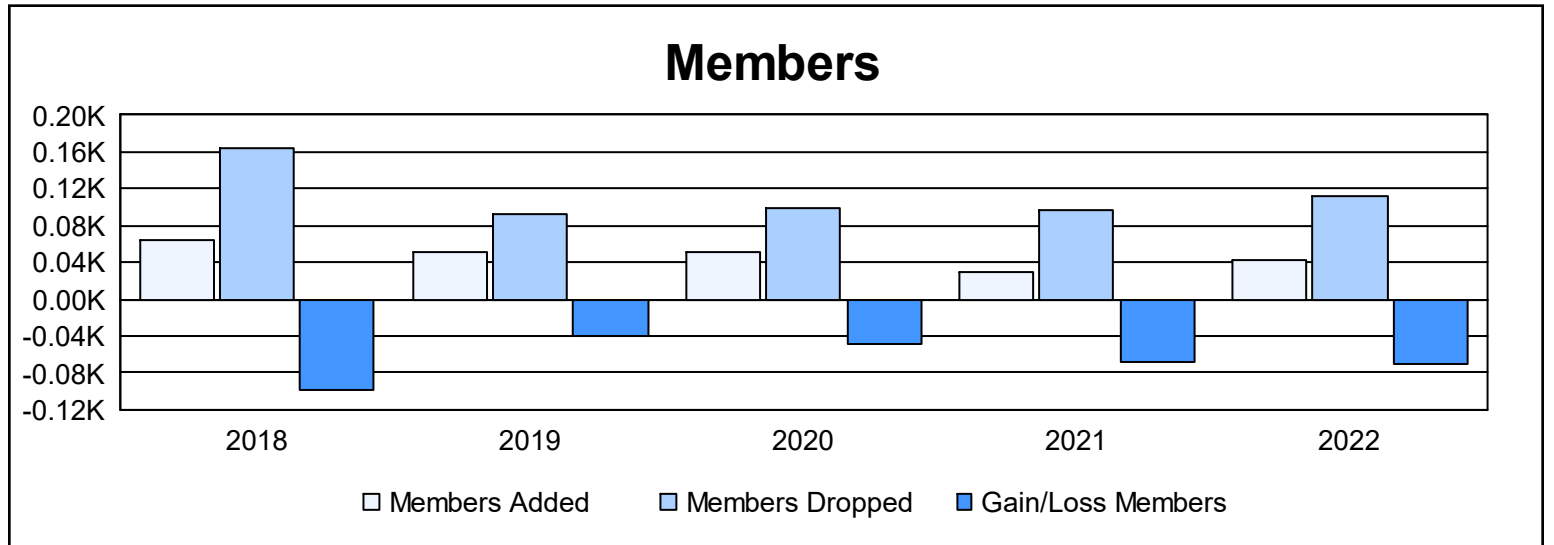
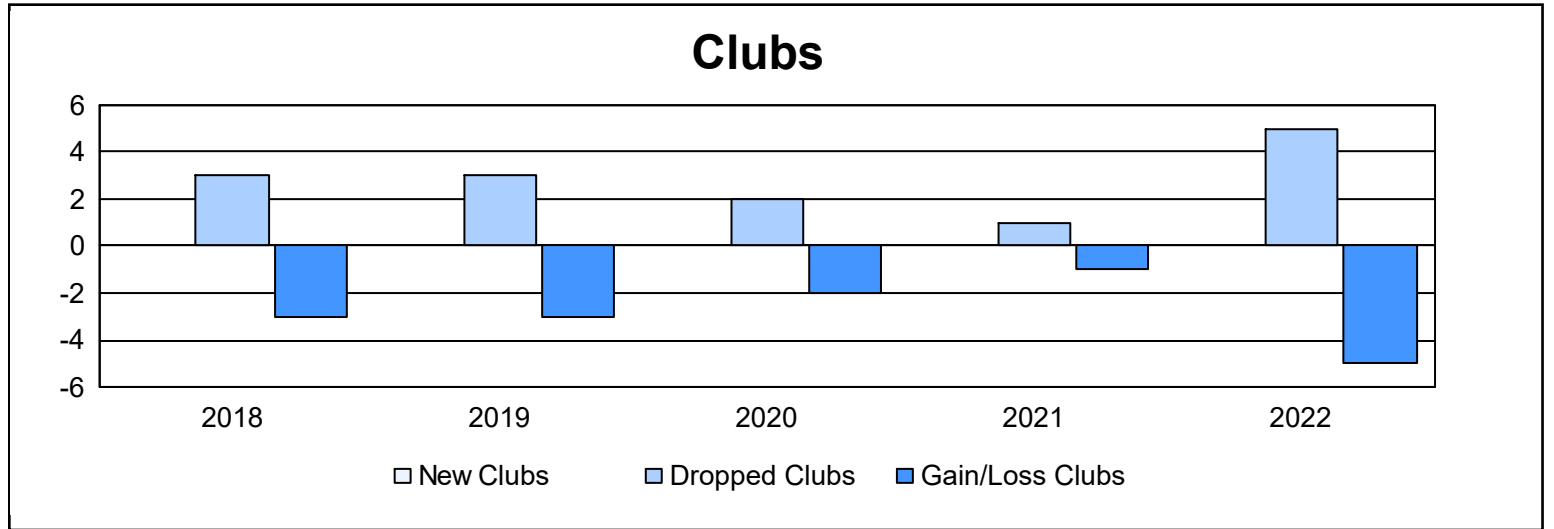
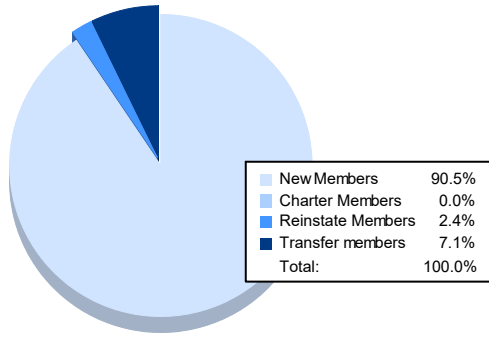


| Year | New Clubs | Dropped Clubs | Gain/ Loss Clubs | New Members | Charter Members | Reinstate Members | Transfer Members | Total Member Added | Total Members Dropped | Gain/ Loss Members |
|----------------|-----------|---------------|------------------|-------------|-----------------|-------------------|------------------|--------------------|-----------------------|--------------------|
| 2017-2018 | 0 | 3 | -3 | 33 | 3 | 26 | 3 | 65 | 164 | -99 |
| 2018-2019 | 0 | 3 | -3 | 37 | 2 | 11 | 2 | 52 | 93 | -41 |
| 2019-2020 | 0 | 2 | -2 | 49 | 0 | 1 | 2 | 52 | 100 | -48 |
| 2020-2021 | 0 | 1 | -1 | 25 | 0 | 2 | 2 | 29 | 97 | -68 |
| 2021-2022 | 0 | 5 | -5 | 38 | 0 | 1 | 3 | 42 | 113 | -71 |
| Average | 0 | 3 | -3 | 36 | 1 | 8 | 2 | 48 | 113 | -65 |



Membership Composition June 2022 Cumulative



Gender Composition June 2022 Cumulative

